




62mm*92mm




USER MANUAL



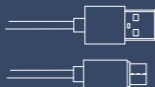
BASSBOX
Big on volume, bigger on the bass.




Box Content




BASSBOX




Type-C cable



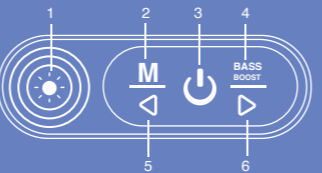
User Manual




Catlogue/Warranty Card



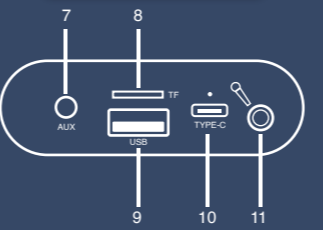
Operation




- ① Knob to adjust the voice. Knob to right is to increase the voice, to left is to decrease the voice. Long press to close the light, short press to switch light mode.
- ② Short press mode conversion: BT mode, TF card, U disk mode, FM mode.
- ③ Long press to power on/off, short press to pause/play.
- ④ Short press to adjust the Bass to switch sound effects .
- ⑤ Short press to previous song.
- ⑥ Short press to next song.



Operation




- ⑦ Aux in
- ⑧ Insert TF card to play MP3 music.
- ⑨ Insert U disk to play MP3 music.
- ⑩ The charging jack can use the dedicated type-C power cord delivered by this machine to connect to the mobile phone charger for charging.
- ⑪ Insert microphone.




How To Use?

⏻ Long press to power on/off





Pair With Your Device

1



2






Specifications

Model No	: BASSBOX
Wireless Version	: Bluetooth 5.3V
Working Distance	: 10 meter
Rated Voltage	: DC 5V 2A
Frequency Range	: 100HZ-20KHZ
Battery Capacity	: Li-Ion battery 6000mAh
Play time	: 8 hrs (On 80% volume)
Charging time	: 2.5 hrs
Radio frequency	: 76.0-108.0MHz
Product Size	: 397 x 173 x217mm
Weight	: 3427 gm

Charging Instructions

Connect charging cable to the 5V 2A mobile phone charger for charging. The battery indicator is solid on during charging, and indicator not flash when fully charged.



Warning

1. Do not use any fast charger or PD charger or GaN charger or quick charger exceed 5V output.
2. MELODY 15Pro is water resistance speaker, but do not expose it to water while charging As doing somay result in permanent damage to the speaker or power source.

Attention

- Use Original or certified cables
- Don't expose to liquids
- Don't disassemble
- Avoid dropping
- Avoid extreme temperatures